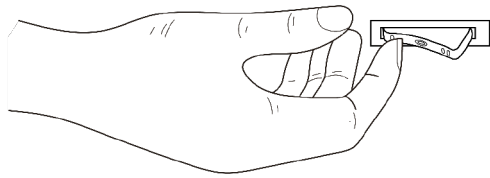
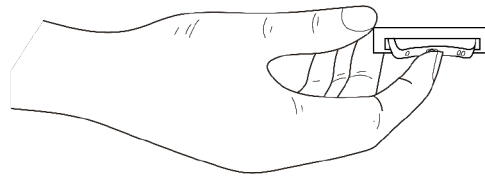


HOW TO ADJUST THE TEMPERATURE



Setting I
Boiler temperature 120°C
Resulting in approx. 90-93°C brewing temp.
For darker roast



Setting 0
Boiler temperature 124°C
Resulting in approx. 93-96°C brewing temp.
For medium and lighter roasts

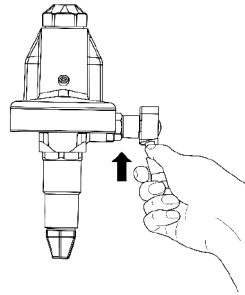


Setting II
Boiler temperature 128°C
Resulting in approx. 96-99°C brewing temp.
For extra steam power

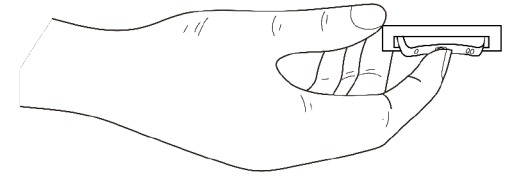
HOW TO TURN ON ECO MODE



a) Turn your machine off.



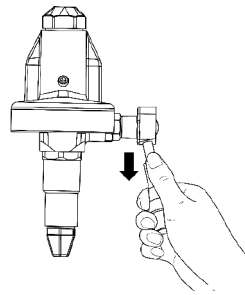
b) Lift up the brew lever.



c) Switch on middle position (0).

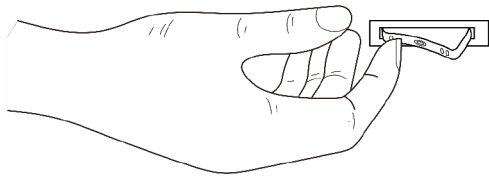


d) Activate the machine.



e) Pull down the brew lever.

f) Now you have 5 seconds.



g) To turn ECO mode on,
switch to position I.

or



e) To turn ECO mode off,
switch to position II.

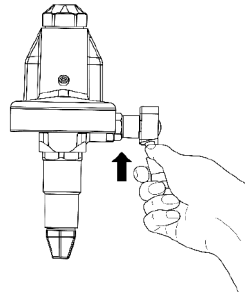


h) Switch on middle position (0) to save.

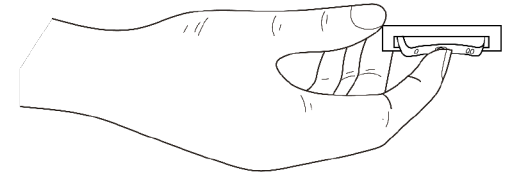
HOW TO TURN ON/OFF PREINFUSION



a) Turn your machine off.



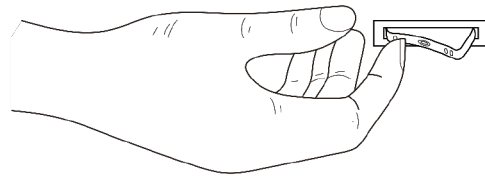
b) Lift up the brew lever.



c) Switch on middle position (0).

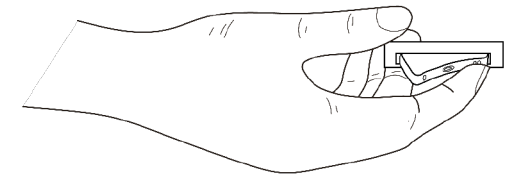


d) Activate the machine.



g) To turn preinfusion on,
switch to position I.

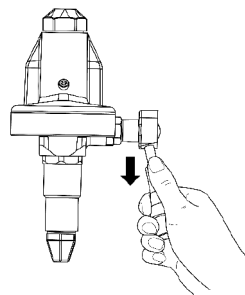
or



e) To turn preinfusion off,
switch to position II.




h) Switch on middle position (0) to save.

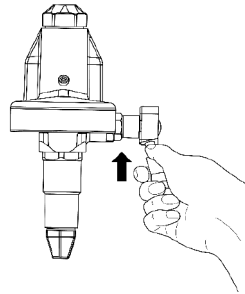


g) Pull down the brew lever.

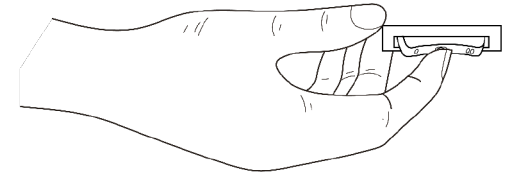
HOW TO RESET YOUR MACHINE



a) Turn your machine off.



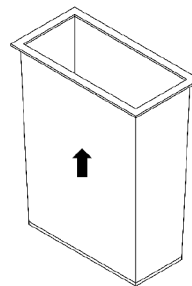
b) Lift up the brew lever.



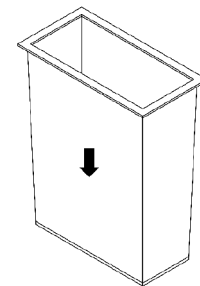
c) Switch on middle position (0).



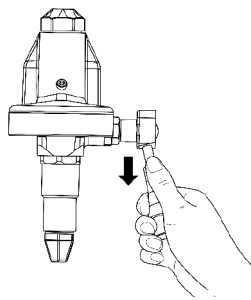
d) Activate the machine.



e) Remove water tank.



f) Insert water tank.



g) Pull down the brew lever.